

ŠKODA SUPERB



ŠKODA
SIMPLY CLEVER



INTRODUCTION	4
EXTERIOR DESIGN	6
LIGHT DESIGN	16
INTERIOR DESIGN	20
CONNECTIVITY	26
SIMPLY CLEVER	30
LUGGAGE COMPARTMENT	36
COMFORT	40
SAFETY	48
PERFORMANCE	60
LAURIN & KLEMENT	64
SPORTLINE	70
SCOUT	76
iV	82
CUSTOMISATION	88
ACCESSORIES	110
ŠKODA CYCLING	120
TECHNICAL SPECIFICATIONS	124





LUXURY MEANS HAVING WHAT MATTERS

Luxury isn't about glitter or gold. It's about seeking and nourishing what's truly important. The new ŠKODA SUPERB is a car that embraces true luxury with none of the clichés. With a sophisticated design, comfortable technologies and endless practicality, it's a car that impresses with everything that matters.

The SUPERB can satisfy even the most diverse demands on appearance and equipment, and is available in unique versions such as the exclusive Laurin & Klement, the stylish SportLine, and the rugged Scout.

That's Simply Clever. That's ŠKODA.



**EXTERIOR
DESIGN**



MAKE A BOLD UNDERSTATEMENT

Elegance meets harmony in the new SUPERB. The front, with the new shaped bumper and grille along with the main headlamps, presents a dynamic, yet determined look. The fog lamps have been updated, giving them a key design role besides their utilitarian function.



STYLE AND FUNCTIONALITY

With the unmistakable ŠKODA inscription in the back, the new SUPERB proudly declares its roots. The composition of the elements on the 5th door is complemented by a chrome strip that comes exclusively in combination with full LED rear lights.





SIDE VIEW

Perfectly balanced proportions give the car a graceful appeal. The SunSet tinted windows in the rear improve the exterior look as well as passenger comfort.



SUNROOF

Beyond its basic function, the electrically-adjustable sunroof represents an attractive design feature.





**LIGHT
DESIGN**

LIGHTS DON'T SHOW, THEY REVEAL

Advanced technology is made beautiful in the light design of the SUPERB. The car is the first ŠKODA to feature full LED Matrix headlights, which offer greater road lighting and a higher degree of safety.



REAR LIGHTS

The full LED rear lights are fitted with animated turn indicators, which not only reveal where the driver is about to turn, but also add dynamism to the car. The rear lights also feature C-shaped illumination, typical for the ŠKODA family, but updated with a modern twist.

HEADLIGHTS AND FOG LAMPS

Using a windscreen camera, the full LED Matrix headlights of the SUPERB can detect a car in front of you or in oncoming traffic. Based on this, the high beam adjusts itself incrementally. This ensures you get the best view without blinding other drivers. The excellent functionality of the fog lamps is powered by LED technology.





INTERIOR DESIGN



QUALITY AS A STANDARD FEATURE

Every interior feature has been designed to make travelling comfortable. Enjoy the feeling of luxury with attractive décor, upholstery, door armrest stitching, chrome details and the LED ambient lighting running along the inside of the interior.



DECORATIVE FEATURES

The interior features high-quality materials and precise workmanship, which is highlighted with the armrest and upholstery stitching. Plenty of chrome details can be found on the dashboard, doors, steering wheel and gearstick knob.



LED ambient lighting with ten colour options



Turquoise ambient lighting

LED AMBIENT LIGHTING

You can choose your favourite colour, or complement each day with one of ten amazing colour options. This is also reflected by the Virtual Cockpit or Maxi DOT colour display background illumination.





CONNECTIVITY



ŠKODA CONNECT: TAKE THE ONLINE WORLD WITH YOU



To be online fully and permanently means not only having access to entertainment and information, but also possible assistance while on the move. ŠKODA Connect is your gateway to a world of unlimited communication possibilities.



PARKING POSITION

See the exact location of your car from anywhere. MY ŠKODA App shows the address, time and date of parking on your phone.



LOCK & UNLOCK

This feature allows you to comfortably Lock and Unlock your vehicle via MY ŠKODA App no matter where you are. For example, in case you forgot to lock your car, you can easily do so with your smartphone from anywhere.

ŠKODA CONNECT / CAR INFOTAINMENT

The ŠKODA Connect includes two types of service. Infotainment Online delivers real-time information about traffic and more, Care Connect focuses on help and safety, enabling remote access and control of the vehicle. It also offers assistance for any situation that needs it. These services are accessible within the MY ŠKODA App. The Infotainment Online service is available exclusively in combination with navigation. The SUPERB comes with a new generation of infotainment offering new functions. The Bolero 8", Amundsen 8", and Columbus 9.2" infotainment systems with navigation can be operated via Laura, the digital assistant. This new enhanced and online-based voice control system can answer queries about a wide variety of topics and follows commands. The Web radio feature comes as a bundle in combination with the Columbus and Amundsen infotainment systems.

SMARTLINK

With the SmartLink system (ŠKODA Connectivity bundle supporting MirrorLink®, Apple CarPlay, Android Auto) the car's infotainment system enables the driver to safely use the phone while driving. Plus, all installed applications that are certified as safe for vehicles are compatible with MirrorLink®, Apple CarPlay or Android Auto. The latter two are also available wirelessly. (For further information regarding wireless functionality, contact your ŠKODA partner. For usage terms and compatibility information for SmartLink, visit our website.)



ONLINE TRAFFIC INFORMATION

Up-to-date information gives you a perfect overview of every trip. It also enables you to react to new developments, such as roadworks, accidents and traffic jams. Also, local hazard information will warn you in case any inconvenience occurs on your way, such as difficult conditions or limited visibility.

ONLINE PERSONALIZATION

You will appreciate this service especially if your car is driven by multiple users. Set your comfortable seat position, digital dashboard layout or air conditioning parameters – the settings will be synchronized with your ŠKODA ID account. Therefore next time you log in to your car after it was driven by someone else, you can comfortably set off with your preferred settings. With online personalization, you can set your preferred settings not only in your car, but in any ŠKODA vehicle that allows it.



SHOP / INFOTAINMENT APPS

Thanks to the shop accessible via the infotainment system, you can purchase data plans, extend your ŠKODA Connect licence, and download infotainment apps. For example, you can get a detailed weather report for your current location or anywhere else with the Weather app. Infotainment apps will be regularly updated and more apps will be added over time.

SIMPLY CLEVER



A POCKET FOR EVERYTHING THAT MATTERS

The SUPERB features a multitude of compartments, pockets and holders, keeping your elegant interior tidy, and your belongings safe from loss, breakage or spillage.



JUMBO BOX

The spacious Jumbo Box storage compartment is housed in the front armrest. You can store your electronic items safely inside or cool it to keep your snacks fresh. A dual drinks holder with easy-open function can also be found on the centre console.



GLOVE COMPARTMENT

The storage compartment in the dashboard on the front passenger side can also be cooled when the air conditioning is on.



POCKETS ON THE BACKREST

Storage pockets on the insides of the front seat backrests can hold a mobile phone, for example, or other small items.



BOTTLE HOLDER

You will find a 1.5-l bottle holder in a spacious compartment in the front doors and 0.5-l holder in the rear doors.



UMBRELLA BOX

An ingenious umbrella storage compartment is fitted inside the driver's door. It is designed to let water drain away from the car, keeping the interior dry. The original ŠKODA umbrella comes as part of the equipment.



FOLDAWAY KNOB

The SUPERB also offers a simply clever solution for those who use a trailer. The tow bar has a foldaway knob, controlled via the lever located in the luggage compartment. Thanks to it, you don't need to remove the tow bar after use.



The lever to fold away the tow bar knob

UNIBAG

The removable Unibag, designed for transporting skis or a snowboard, can be stored in the opening between the luggage compartment and cabin.





LUGGAGE COMPARTMENT



CARRY ALL THAT MATTERS

The luggage compartment capacity traditionally puts the flagship ŠKODA at the top of its class for space. The combi version offers either 660 litres or 1,950 litres after folding down the rear seats, while the liftback version offers 625/1,760 litres. But maximising space is nothing without maximising practicality. That's why we added Simply Clever solutions that make handling luggage even easier.



FLEXIBLE ORGANISER

The aluminium flexible organiser (exclusively for the combi version with a double floor) enables you to split the space according to your needs and makes it easier to keep things neat and tidy.



DOUBLE FLOOR

The double floor provides easier luggage handling or a discrete storage place, with the bottom of the luggage compartment positioned at loading edge level.

NET PROGRAMME

The set of nets increases the flexibility of the luggage space while tightly securing objects. It includes one horizontal and two vertical nets. You can add a further net under the luggage compartment cover in the liftback version.





COMFORT

COMFORT AT YOUR COMMAND

Technology is nothing if it doesn't simplify your driving experience. Loaded with thoughtful features and sophisticated assistant systems, the SUPERB will indulge you in absolute comfort and support your driving confidence, whether keeping you relaxed on longer journeys or being entertained on the go.



KESY
With the new version of the KESY (Keyless Entry, Start and exit System) all doors can be used to unlock or lock the car.



ELECTRICALLY-CONTROLLED 5TH DOOR AND VIRTUAL PEDAL
The electrically-controlled 5th door opens and closes at the mere touch of the button on the remote control, central panel or directly on the 5th door. You can also adjust the upper door position to suit your needs. The door can be equipped with a virtual pedal enabling contact-free access.



AREA VIEW

You will feel much more confident behind the steering wheel with four cameras that sense the space around the entire vehicle. They are located in the front grill, external side-view mirrors and on the handle of the 5th door. The picture is transmitted in real time to the infotainment display so you can react quicker to whatever comes your way. The functionality of the camera located on the handle of the 5th door is improved by integrated washers controlled via infotainment system.



VIRTUAL COCKPIT

A perfect overview is provided by the Virtual Cockpit, which can display on-board computer specifications in combination with other information such as navigation, for example. You can choose from five layouts, controlled via the View button on the multifunctional steering wheel – Classic view (shown), Modern view, Extended view, Basic view (suitable when driving at night or on the motorway) and Sport view.

ENLARGED PHONE BOX

The new SUPERB comes with an enlarged phone box which creates an amplified signal for your mobile device and, at the same time, wirelessly charges your phone while driving. This compartment is not only easily accessible, but is also suitable for large display devices.





COMFORT IN THE BACK

On the rear part of the Jumbo Box you will find a socket (230 V or 12 V) and two USB slots, enabling mobile phone charging. In the car equipped with 3-zone Climatronic air conditioning, you will also find the control for the rear seat zone here.

MEMORY AND MASSAGE FUNCTIONS

The electrically-adjustable driver seat with built-in memory can store three different positions. The massage function of the driver seat is optional. This superior level of comfort is always accompanied by ventilated front seats, upholstered in perforated leather.



CANTON SOUND SYSTEM

Enjoy absolute sound clarity, whether it's music or the spoken word, on the Canton Sound System with twelve speakers, including a speaker in the dashboard and subwoofer in the luggage compartment.




SAFETY



TRAVEL ASSIST

The Travel Assist system as well as its higher version combine the functions of several assistants and ensure that you feel safe and comfortable, no matter where you drive. For maximum safety, the system must be constantly monitored by the driver. That's why a capacitive steering wheel detects the driver's tactility, providing an interactive interface to the system. If the driver is not engaged in driving, this behaviour is detected by the capacitive steering wheel.




PREDICTIVE ADAPTIVE CRUISE CONTROL

Using a radar device, camera equipped with traffic sign recognition, GPS technology and detailed information from the road map, pACC can predict driving conditions for the next 1 - 2 km. As a result, the system can automatically adjust the cruise speed when necessary – typically before a turn or roundabout, or when entering an area with a reduced speed limit. The system increases driver comfort and driver safety while also reducing fuel consumption and CO₂ emissions.



TRAFFIC JAM ASSIST / FOLLOW DRIVE

This function is designed to facilitate driving in traffic jams. By controlling the engine brakes, and steering, it makes the vehicle pull away, brake, and turn to copy the movement of the surrounding vehicles (at speeds of up to 60 km/h). If lanes are not detected at speeds of up to 30 km/h, or only one lane (line) is detected at speeds of up to 60 km/h, the Follow Drive system follows the trajectory of the vehicle in front of you until lane markings are available again.




LANE ASSIST+

Operating at speeds above 60 km/h, Lane Assist+ can help to keep the car in the middle of correct lane. This system can also take control of the car in the event of lane changes during roadworks.


EMERGENCY ASSIST


Emergency Assist reduces the risk of an incident in the event of the driver's sudden health collapse, for example, by safely stopping the car and turning on the warning lights.



TRAFFIC SIGN RECOGNITION

The system uses the camera in the rear-view mirror to scan the traffic signs on the current stretch of road and notify the driver of traffic signs. The system is able to identify signs on both the left and right sides, as well as above the road. Moreover, it is able to identify variable traffic signs too (electronic information boards).





SIDE ASSIST

Using radar sensors in the rear bumper, Side Assist (which can detect other vehicles and harder to see objects like cyclists up to 70 m away) monitors the areas behind and beside your car. Based on the distance and speed of the surrounding vehicles, it decides whether or not it should warn the driver.

REAR TRAFFIC ALERT

The system warns the driver of rear traffic as they pull away from a row of perpendicularly parked vehicles (visually on the infotainment display/ onboard computer display or acoustically), or, if the case so requires, intervenes proactively, i.e., stops the car.



PARK ASSIST

Minimise the hassle of parking in tight spots with Park Assist. It automatically selects an appropriate parking place in a row of parallel or perpendicularly parked vehicles.



The Side Assist, Rear Traffic Alert, and Park Assist come as part of the Travel Assist higher version.

ADDITIONAL EXPERTS ON BOARD

You can encounter various things on the road. To ensure that the car is ready to handle all situations that may occur en route, additional assistants with multiple functions are on hand to help or fill in for the driver.



MATRIX BEAM FUNCTION

The full LED Matrix headlights feature matrix beam function. This allows you to use the high beams continuously, without blinding other drivers. Using a windscreen camera, the matrix beam function responds to the traffic situation and turns off only some segments of the light. Other segments are turned on and illuminate the road. The matrix beam function also uses information from the navigation system. Thanks to it, the high beams will only turn on when you are out of a built-up area.

CREW PROTECT ASSIST

This assistance system provides increased protection for front-seat passengers in critical situations that could lead to a crash or overturning by closing the side windows to leave only a 5 cm gap, shutting the roof window, and tightening seatbelts.



MULTI-COLLISION BRAKE

In case of an accident, the Multi-Collision Brake starts braking to prevent further uncontrolled movement of the vehicle, thus reducing the likelihood of further collisions.



A SAFE BET

In extreme situations, where the driver cannot actively influence the outcome, the car's passive elements take over – like airbags. You can have your SUPERB equipped with up to nine of them.



FRONT DRIVER AND PASSENGER AIRBAG

While the driver airbag is enclosed in the steering wheel, the passenger airbag is located in the dashboard. If needed, this can be deactivated when a child seat is installed on the front seat.



ELECTRIC CHILD SAFETY LOCK

Your children's journey will be safer thanks to the electric safety lock preventing them from opening the rear windows and doors. The control is located in the driver's door.

HEAD AIRBAGS

Upon activation, head airbags create a wall, which protects the front and rear occupants against head injury.



FRONT AND REAR SIDE AIRBAGS

These four airbags protect the pelvis and chest of the driver and other passengers in the event of a side collision.



KNEE AIRBAG

The knee airbag, which protects the driver's knees and shins, is located under the steering wheel.



PERFORMANCE

PERFORM MIRACLES

The engines offer outstanding comfort without compromising on performance or the environment. The impressive handling of the car can be further enhanced with progressive steering. Requiring smaller steering input by the driver results in a much more dynamic driving experience, especially around corners.



DYNAMIC CHASSIS CONTROL

Enjoy the high performance of your car in maximum comfort and safety. The Dynamic Chassis Control (DCC) continuously evaluates and responds to various driving situations (braking, acceleration, turning), adapting the damping and steering characteristics. As part of the infotainment menu, it allows you to select one of three modes according to your specific requirements: Comfort, Normal or Sport.



ENGINES

Our top-of-the-line variant is a 2-litre petrol engine, which packs an impressive 206 kW punch with 4-wheel drive. The strongest diesel engine yields 147 kW of pure performance. With regard to the environment and emissions standard, our diesel range uses Selective Catalytic Reduction. This system injects AdBlue® to reduce mono-nitrogen oxides (NO_x).



DSG AND 4X4

The combination of the automatic 7-speed DSG (Direct Shift Gearbox) and 4x4 drive guarantees an extraordinary driving experience.



**LAURIN
& KLEMENT**



TRUE LUXURY IS HAVING A CHOICE

If L&K is shorthand for exclusive, then the ŠKODA SUPERB LAURIN & KLEMENT is our most exceptional offering. Bedecked with the highest version of equipment including plenty of chrome exterior and interior elements, comfort features and advanced technology, this car comes with remarkable levels of craftsmanship and precision. After all, true luxury is about choosing it all.



STYLE AND FUNCTIONALITY

The exclusive interior features leather/leatherette upholstery in brown, beige or black, Piano Black or optional Beige Brushed décor and plenty of chrome details. The Alcantara® ceiling in beige or black is also optional.

Both of the front seats are electrically-adjustable. The driver seat also features built-in memory. The multifunctional leather steering wheel lets you control the radio, phone and alternatively DSG.

LOGO

The Laurin & Klement logo embroidered on the leather seat backrests is another stamp of exclusivity.



SPORTLINE





TIME TO GET SOME SPORTY CLOTHING

Comfort usually isn't a metaphor for sportiness. But these two make a thrilling combination inside the ŠKODA SUPERB SPORTLINE thanks to its razor-sharp looks, together with glossy black exterior elements, and a host of specific accoutrements, including lower chassis and sporty interior.



SPORTS STEERING WHEEL

The multifunctional sports steering wheel in black perforated leather with silver stitching allows you to control the radio, phone and alternatively DSG.



STYLE AND FUNCTIONALITY

Front and rear sports seats, upholstered in a combination of black Alcantara® and leather/leatherette with silver stitching, provide maximum comfort even during a dynamic drive. For that maximum sporty feeling, front seats which feature cushion depth adjustment are available as an option. The electrically-adjustable front seats with built-in memory come as standard. The distinctive and extremely durable Alcantara® upholstery is also incorporated in the door panelling.



scout



HIGH-END EVEN AFTER HIGHWAYS END

While the ŠKODA SUPERB SCOUT, armed with protective exterior elements, higher chassis and rough road package, handles bumpy roads, you'll stay in absolute comfort inside the incredibly spacy interior, surrounded by high-quality materials and details. All made with ŠKODA's craftsmanship precision. The car comes exclusively in the combi version.



COMFORT AND FUNCTIONALITY

The high-quality fabric upholstery is not only exceptionally durable, but also provides maximum comfort for all passengers. The Scout version can also be upholstered with a combination of black Alcantara® and leather/leatherette (shown). The electrically-adjustable driver seat with built-in memory comes as standard.



STYLE AND SAFETY

The multifunctional leather steering wheel, which lets you control the radio, phone and alternatively DSG, is equipped with heating function, controlled via the infotainment system. The car also comes with Driving Mode Select, including the off-road mode, or in other words, Downhill Assist which maintains consistent speed when driving down precipitous sections.



STYLISH DETAILS

The dashboard features the original Scout badge and remarkable Ash Brown décor (shown) or Dark Brushed décor with a decorative chrome strip. The LED ambient lighting running along the inside of the car offers ten appealing colour options.



LOGO

The Scout logo is embroidered on the front seat backrest.

iv





PLUG INTO THE FUTURE

The new ŠKODA SUBERB iV unites an innovative hybrid technology with the iconic design and spaciousness of a SUPERB. This car can satisfy even the most diverse demands on exterior appearance, interior comfort, technology and connectivity, available in Ambition, Style and Laurin & Klement equipment levels and even in a unique SportLine version.



CHARGING

The plug situated behind the grille enables the practical charging of the electrical engine. When charging at home and connected to a conventional electrical grid, the battery (if completely empty) will be fully recharged within five hours. The charging time can be shortened to three hours and thirty minutes with a wall box or at a charging station that supports fast charging.



MODES AND FUNCTIONS

The default Hybrid mode switches automatically between petrol and electric drive, and comes with integrated functions such as Battery Hold (maintain battery charge level) and Battery Charge (charge battery via TSI engine) that can be controlled via the infotainment system. Using buttons on the central console, you can choose E-mode, which delivers a pure electrical drive, and Sport mode enabling a drive with a full system power of 160 kW. The car also features increased energy recovery functionality during engine braking. It allows effective use of the car's kinetic energy for battery recharging. Thanks to this function, activated via the B symbol located between automatic transmission modes, the electric drive can offer you increased driving range.



ENGINES

The 1.4 TSI engine offers 115 kW, the electric motor generates 85 kW and the full system power is 160 kW. The battery with a capacity of 13 kWh is located under the floor in front of the rear axle and powers you for an approximately 62 km drive, making this model the ideal choice for driving in the city: cheap, green and quiet. During a purely electrical drive, the eSound acoustic system is activated, alerting pedestrians that a car is coming. The system operates both when driving forward (at speeds of up to 25 km/h) and when reversing (up to 10 km/h).



CUSTOMISATION

ACTIVE

The standard equipment of the Active version includes external side-view mirrors in body colour, tinted windows, LED headlights including LED daytime running lights, LED fog lamps, LED rear lights, KESSY GO (for keyless switching on and off of the engine), leather steering wheel, chrome interior door handles, electrically-controlled front and rear windows, air conditioning, Jumbo Box, plus more.



ACTIVE BLACK INTERIOR
Glossy Black décor
Fabric upholstery



ACTIVE BLACK INTERIOR
Glossy Black décor
Fabric upholstery

AMBITION

The standard equipment of the Ambition version includes chrome grille, electrically-folded external side-view mirrors with auto dimming and Boarding Spots, Light Assist, front door sill strips, pockets on the backrest, umbrella box (including ŠKODA umbrella), Climatronic dual-zone air conditioning, front foot rest area and interior door handle illumination, plus more.



AMBITION BLACK INTERIOR
Light Brushed décor
Fabric upholstery

AMBITION BLACK INTERIOR

Light Brushed décor
Fabric upholstery



AMBITION BLACK INTERIOR
Dark Brushed décor
Leather/leatherette upholstery, ventilated front seats

AMBITION BLACK INTERIOR

Dark Brushed décor
Alcantara®/leather/leatherette upholstery



STYLE

The standard equipment of the Style version includes LED fog lamps with corner function, decorative door sill strips front and rear, foot rest area illumination front and rear, electrically-adjustable driver seat with memory function, Manoeuvre Assist, Park Distance Control, plus more.



STYLE BLACK INTERIOR
Argenzo zebrano décor
Alcantara®/leather/leatherette upholstery

STYLE BLACK INTERIOR
Argenzo zebrano décor
Alcantara®/leather/leatherette upholstery



STYLE BEIGE INTERIOR
Beige Brushed décor
Leather/leatherette upholstery, ventilated front seats

STYLE BLACK INTERIOR
Argenzo zebrano décor
Leather/leatherette upholstery, ventilated front seats



LAURIN & KLEMENT

The standard equipment of the Laurin & Klement version includes chrome front grille and side door strips, full LED Matrix headlights, full LED rear lights with animated turn indicators, decorative door sill strips front and rear with SUPERB inscription, Dynamic Chassis Control, full KESSY, electrically-adjustable front seats, driver seat with memory function, Bolero 8" infotainment, plus more.



LAURIN & KLEMENT BLACK INTERIOR

Piano Black décor

Leather/leatherette upholstery, ventilated front seats

LAURIN & KLEMENT BLACK INTERIOR

Piano Black décor

Leather/leatherette upholstery, ventilated front seats



LAURIN & KLEMENT BROWN INTERIOR

Beige Brushed décor

Leather/leatherette upholstery, ventilated front seats

LAURIN & KLEMENT BEIGE INTERIOR

Piano Black décor

Leather/leatherette upholstery, ventilated front seats



SPORTLINE

The standard equipment of the SportLine version includes glossy black exterior elements such as external side-view mirror caps, window framing and front grille, sports chassis, full LED Matrix headlights, full LED rear lights with animated turn indicators, full KESY, Driving Mode Select, electrically-adjustable driver seat with memory function, Bolero 8" infotainment, plus more.



SPORTLINE BLACK INTERIOR

Carbon décor

Alcantara®/leather/leatherette upholstery, front sports seats and sports steering wheel



SPORTLINE BLACK INTERIOR

Carbon décor

Alcantara®/leather/leatherette upholstery, front sports seats and sports steering wheel

Ventilated front seats, upholstered in black perforated leather/leatherette, are also available.

SCOUT

The standard equipment of the Scout version includes protective exterior elements such as add-on part on the front and rear bumper, plastic covers on the wheel arches and door sill covers, external side-view mirror caps in ALU design, rough road package, full KESSY, Driving Mode Select, electrically-adjustable driver seat with memory function, Bolero 8" infotainment, plus more.



SCOUT BLACK INTERIOR
Dark Brushed décor
Alcantara®/leather/leatherette upholstery, front seat piping (in a contrasting colour)



SCOUT BLACK INTERIOR
Dark Brushed décor
Alcantara®/leather/leatherette upholstery, front seat piping (in a contrasting colour)



SCOUT BLACK INTERIOR
Ash Brown décor
Alcantara®/leather/leatherette upholstery, front seat piping (in a contrasting colour)



ALL THAT MATTERS, IS ALL IN

UPHOLSTERY

Active Black (fabric)



Ambition Black (fabric)



Ambition/Style Black
(Alcantara®/leather/leatherette)



Ambition/Style/L&K Black
(perforated leather/leatherette),
ventilated front seats



Style/L&K Beige
(perforated leather/leatherette),
ventilated front seats



L&K Brown
(perforated leather/leatherette),
ventilated front seats



These products represent only a part of the wide range of upholstery. For detailed information, visit our website or contact your authorised ŠKODA partner.

EMERALD GREEN METALLIC



ENERGY BLUE UNI



MAGNETIC BROWN METALLIC



MAGIC BLACK METALLIC



VELVET RED METALLIC



LAVA BLUE METALLIC



RACE BLUE METALLIC



CRYSTAL BLACK METALLIC



CANDY WHITE UNI



BRILLIANT SILVER METALLIC



QUARTZ GREY METALLIC



MOON WHITE METALLIC



BUSINESS GREY METALLIC



COLOURS

WHEELS

19" TRINITY anthracite alloy wheels



19" TRINITY super glossy alloy wheels



19" CANOPUS alloy wheels



19" CANOPUS glossy black alloy wheels



19" ACAMAR anthracite alloy wheels



19" VEGA Aero black alloy wheels



18" ANTARES alloy wheels



18" PROPUS Aero black alloy wheels



18" ZENITH alloy wheels



18" VELA black alloy wheels with aero covers



17" STRATOS alloy wheels



17" DRAKON alloy wheels



17" TRITON alloy wheels



16" ORION alloy wheels



16" steel wheels with HERMES covers



ACCESSORIES





MULTIFUNCTIONAL POCKET

This practical multifunctional pocket is designed for stowing items of clothing and long, lightweight objects that do not have sharp edges. It enables you to cleverly use the available space in the boot.



DOUBLE-SIDED BOOT MAT

This classic example of a multipurpose accessory helps to keep the luggage compartment clean and pleasant.

ROOF BOX

Using a roof box solves the common problem of transporting luggage that does not fit in the boot of a fully occupied car when travelling not only for winter sports. It is available in silver or black with a volume of 400 litres.

**BICYCLE CARRIER FOR TOW BAR**

The rack is extremely sturdy, easy to fit, and easy to use – simply lift the bicycle up a little to secure it in place. It works with all types of tow bars and is available in 2- and 3-bicycle variants.

**LOCKABLE SKI OR SNOWBOARD RACK**

The lockable ski or snowboard rack with aluminium profile, which has passed ŠKODA's load tests and safety tests, provides capacity up to five pairs of skis or two snowboards.



WHEEL CARE & STYLE PACK

Car wheels are like shoes. No matter whether the “shoes” of your ŠKODA are stylish, sporty or purely functional, our WHEEL CARE & STYLE PACK (wheel covers, valve caps, safety bolts) offers a multitude of items which will make your wheels even more attractive and totally unique!



BOLT CAPS
Decorative bolt caps for wheels with and without safety bolts.



WHEELS

19" SIRIUS silver metallic alloy wheels, brushed



19" SUPERNOVA black gloss alloy wheels, brushed



19" VEGA anthracite metallic alloy wheels, brushed



18" CASSIOPEIA platinum matt alloy wheels, brushed



19" CRATER anthracite metallic alloy wheels, brushed



17" MARKAB black metallic alloy wheels (may be used with snow chains 17")



ŠKODA CARE PRODUCTS

Since ŠKODA wants to stay by your side many years after your purchase and help you with all the situations which may occur during the car's lifetime, ŠKODA Care products were developed. ŠKODA Care products keep you mobile, provide maximum possible comfort, safety, and good value for money.



ŠKODA INSURANCE

Nobody knows your ŠKODA quite like the people who made it, which is why we can always offer the best cover for you and your car. ŠKODA Insurance is a member of the ŠKODA AUTO branded product family. It is a comprehensive car insurance that offers even greater comfort to our clients in case of unexpected events.

ŠKODA EXTENDED WARRANTY

Quality and reliability are key reasons why you would opt to drive a ŠKODA. They not only apply to a new ŠKODA car, but also to ŠKODA service. Extend your driving pleasure from 2 years up to 5 years or 150,000 km with the ŠKODA manufacturer extended warranty and protect yourself from any unexpected repair costs. Your standard benefits with ŠKODA extended warranty:

- Expect no exceptions. ŠKODA extended warranty is similar to the 2-year manufacturer's warranty. Repair is carried out exclusively at a ŠKODA Service Partner
- You can be sure that only the latest technical information and processes are used
- Use of ŠKODA Genuine Parts during repair is ensured
- When trading in your car, you can expect a higher value

ŠKODA SERVICE AND MAINTENANCE PACKAGES

ŠKODA service and maintenance packages are specifically designed for customers who want to keep their car in prime condition, and as immaculate as the day they bought it. It is a good way to not only keep your ŠKODA running smoothly and safely, but also helps you invest in its future value and protect yourself from unexpected costs or inflation. Service and maintenance packages use only genuine ŠKODA approved parts and specialist ŠKODA trained technicians, so you know your car is in the hands of experts.



* All these services are provided free of charge.
The specific scope of services on the local market is to be defined by the importer.

ŠKODA MOBILITY WARRANTY

Sometimes, unforeseen circumstances can arise and in the unlikely event of a breakdown, you may need assistance with your vehicle. ŠKODA Mobility Warranty gives you the assurance that you will reach your destination, even if your vehicle breaks down. In the event of a vehicle breakdown, you can call our roadside assistance service, ŠKODA Assistance, which will give you the best possible advice and professional help. It is operational 24 hours a day, 365 days a year. ŠKODA Assistance provides the following services*:

- Guided help on the phone
- On-the-spot breakdown assistance
- Towing service to the nearest ŠKODA Service Partner, incl. transportation of passengers, if breakdown cannot be rectified on the spot
- High-priority repair at a ŠKODA Service Partner
- If the repair cannot be provided on the day of breakdown, the ŠKODA Service Partner or ŠKODA Assistance will provide the following options:
 - a) Courtesy car for 3 working days max.
 - b) Overnight stay for passengers for 1 night
 - c) Alternative transportation (train or bus, or also taxi in cities)



ŠKODA CYCLING

ROAD ELITE



Weight 7.5 kg
Frame Carbon Road Race CRB BF-RB04 Aero
Fork Full Carbon UD
Cranks Shimano Ultegra 8000 52/36T
Front/rear hub DT Swiss PR1600 Spline Disc
Front derailleur Shimano Ultegra 8000 Brazed-on type
Rear derailleur Shimano Ultegra 8000 SS
Gears 22

Front/rear brakes Rotor CL 140/140 mm
Tyres Schwalbe Pro One 700x28C
Saddle Fizik Antares R5
Frame size (S) 20.5"

The bicycle is **delivered without pedals**.

MTB LADY



Weight 13.4 kg
Frame Aluminium 6061.T6 double butted
Fork SR Suntour XCR Air LOR-DS
Cranks Shimano FC-M500 36/26T
Front hub Shimano HB-TX505 CL QR
Rear hub Shimano FH-TX505-8 CL QR
Front derailleur Shimano Deore FD-M6025
Rear derailleur Shimano XT RD-M781 SGL Shadow
Gears 20

Front/rear brakes Rotor CL 160/160 mm
Tyres Impac SmartPac 27.5x2.10"
Saddle Selle Royal Essenza
Frame size (XS) 14.0"

EMTB FULL



Weight 21.5 kg
Frame Aluminium 6061.T6 Steps – FSF 1 Down tube battery
Fork RS Recon RL
Cranks Shimano Steps 34T
Front hub Shimano HB-M6010 CL 15x110 mm
Rear hub Shimano FH-M6010 CL 12x148 mm
Rear derailleur Shimano SLX RD-M7000 GS Shadow+
Gears 11

Front/rear brakes Rotor CL 180/180 mm
Tyres Schwalbe Smart Sam Performance 29x2.6"
Saddle Selle Royal Seta Performa
Frame size (XL) 21"

The bicycle is **delivered without pedals**.

KID 24



Weight 11.7 kg
Frame Aluminium 6061.T6
Fork SR Suntour XCT-JR
Cranks WheelTop M32 28T
Front hub ONE KT QR
Rear hub ONE KT QR, Cassette type
Rear derailleur Shimano RD-TX800
Gears 8

Front/rear brakes Tektro BR-855 V-brake
Tyres Impac SmartPac 24x2.10"
Saddle Justek Junior
Frame size 11"

TECHNICAL SPECIFICATIONS SUPERB	1.5 TSI/110 kW	2.0 TSI/206 kW 4x4	2.0 TDI/90 kW	2.0 TDI/110 kW
ENGINE	Turbocharged petrol engine	Turbocharged petrol engine	Turbocharged diesel engine	Turbocharged diesel engine
Cylinders/Cubic capacity (cc)	4/1,498	4/1,984	4/1968	4/1968
Max. performance/Revs (kW/rpm)	110/5,000–6,000	206/5,000–6,500	90/3,500–4,250	110/3,250–4,200 (110/3,000–4,200)
Max. torque/Revs (Nm/rpm)	250/1,500–3,500	400/2,000–4,900	250/1,500–3,250	340/1,600–3,000 (360/1,600–2,750)
Air pollution regulation/Fuel	EU6AP/Petrol, RON 95	EU6AP/Petrol, RON 95	EU6AP/Diesel	EU6AP/Diesel
PERFORMANCE				
Maximum speed (km/h)	221 (220)	250	208	223 (222)
Acceleration 0–100 km/h (s)	9.1 (9.2)	5.2	11.0	9.1
Fuel consumption (l/100 km) – urban	6.6–6.8 (6.6–6.8)	9.6–9.7	5.1–5.2	5.5–5.6 (4.9–5.0)
– extra-urban	4.3–4.5 (4.4–4.7)	5.8–5.9	3.4–3.6	3.5–3.7 (3.4–3.5)
– combined	5.1–5.3 (5.2–5.5)	7.2–7.3	4.0–4.2	4.2–4.4 (3.9–4.1)
CO ₂ emissions (g/km) – combined	117–122 (119–125)	165–167	106–111	111–116 (103–107)
Fuel consumption WLTP* (l/100 km)				
– low	–	–	–	–
– medium	–	–	–	–
– high	–	–	–	–
– extra high	–	–	–	–
– combined	–	–	–	–
CO ₂ emissions WLTP* g/km) – low	–	–	–	–
– medium	–	–	–	–
– high	–	–	–	–
– extra high	–	–	–	–
– combined	–	–	–	–
POWER TRANSMISSION				
Type	Front-wheel drive	4x4	Front-wheel drive	Front-wheel drive
Clutch	Hydraulic single dry clutch disc (Twin coaxial clutch, electro-hydraulically operated)	Twin coaxial clutch, electro-hydraulically operated	Twin coaxial clutch, electro-hydraulically operated	Hydraulic single dry clutch disc (Twin coaxial clutch, electro-hydraulically operated)
Transmission	Manual 6-speed (Automatic 7-speed DSG)	Automatic 7-speed DSG	Automatic 7-speed DSG	Manual 6-speed (Automatic 7-speed DSG)
WEIGHT				
Kerb weight – in standard version with a 75kg driver (kg)	1,467 (1,477)	1,655	1,552	1,555 (1,585)
Payload – incl. a driver and extra equipment (kg)	480–661 (482–663)	507–688	482–663	476–657 (465–646)
Total weight (kg)	2,053 (2,065)	2,268	2,140	2,137 (2,156)
Trailer load without brakes (max. kg)	730	750	750	750
Trailer load with brakes – 12% (max. kg)	1,600	2,200	1,500	2,000

FURTHER SPECIFICATIONS

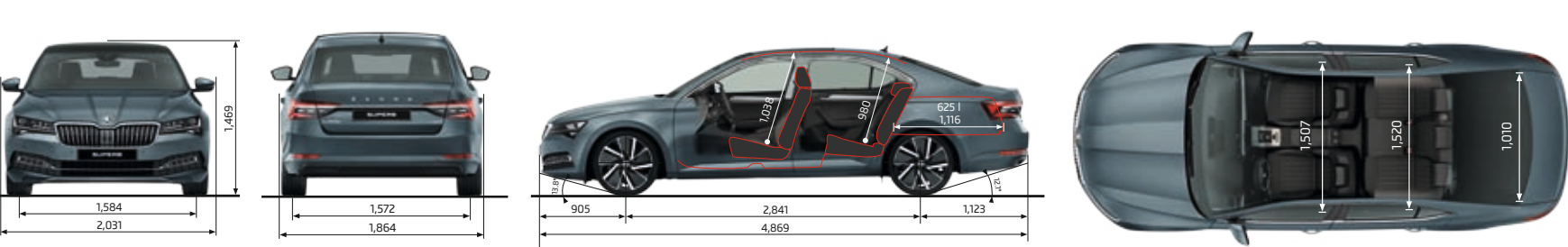
Body	5-seater, 5-door, 2-compartment	Exterior dimensions	
Drag coefficient C _w	0.265–0.291 according to engine version	Length/width/height (mm)	4,869/1,864/1,469; iV: 1,468
Turning circle diameter (m)	11.7	Wheel base (mm)	2,841
Chassis		Track front/rear	1,584/1,572; iV: 1,570
Front axle	McPherson suspension with lower triangular links and torsion stabiliser	Clearance (mm) – according to engine version	150; 147; 139; 138; 136; iV: 137
Rear axle	Multi-element axle, with longitudinal and transverse links, with torsion stabiliser	Interior dimensions	
Braking system	Hydraulic dual-diagonal circuit braking system vacuum assisted with Dual Rate	Lateral room front/rear (mm)	1,507/1,520
– front/rear brakes	Disc brakes with inner cooling and with single-piston floating calliper/disc brakes	Effective head room front/rear (mm)	1,038/980
Steering	Direct rack-and-pinion steering with electro-mechanical power steering	Luggage storage space (max. l)	
Wheels	6.5J x 16"; 7.0J x 17"; iV: 17"	Without spare tyre, with rear seat backrests – upright/down	625/1,760; iV: 485/1,610
Tyres**	215/60 R16; 215/55 R17; iV: 215/55 R17	Tank capacity (l)	66; iV: 50 + 13 kWh (10.4 netto)

* Specifications measured according to the WLTP (World harmonized light-duty vehicles test procedure) will be provided by importers.

** The car can be equipped with a set of all-season tyres. For more information contact your authorised ŠKODA partner.

() Applies to versions with automatic transmission. Specifications may differ depending on the engine and chassis configuration.

2.0 TDI/147 kW	2.0 TDI/147 kW 4x4
Turbocharged diesel engine	Turbocharged diesel engine
4/1,968	4/1,968
147/3,600–4,100	147/3,600–4,100
400/1,750–3,500	400/1,750–3,500
EU6AP/Diesel	EU6AP/Diesel
243	238
7.9	7.2
5.9–6.0	6.3–6.4
3.8	4.2–4.3
4.6	5.0–5.1
120–122	131–133
–	–
–	–
–	–
–	–
–	–
–	–
–	–
–	–
–	–
Front-wheel drive	4x4
Twin coaxial clutch, electro-hydraulically operated	Twin coaxial clutch, electro-hydraulically operated
Automatic 7-speed DSG	Automatic 7-speed DSG
1,576	1,652
398–579	501–682
2,080	2,259
750	750
2,000	2,200



*** With the EU6AP emission standard, the compliant engine will be available from February 2021.

All diesel engines use Selective Catalytic Reduction. This system injects AdBlue® to reduce mono-nitrogen oxides (NO_x). The volume of the AdBlue® tank is 16 l and consumption depends on the driving style.

TECHNICAL SPECIFICATIONS SUPERB COMBI	1.5 TSI/110 kW	2.0 TSI/206 kW 4x4	2.0 TDI/90 kW	2.0 TDI/110 kW
ENGINE	Turbocharged petrol engine	Turbocharged petrol engine	Turbocharged diesel engine	Turbocharged diesel engine
Cylinders/Cubic capacity (cc)	4/1,498	4/1,984	4/1968	4/1968
Max. performance/Revs (kW/rpm)	110/5,000–6,000	206/5,000–6,500	90/3,500–4,250	110/3,250–4,200 (110/3,000–4,200)
Max. torque/Revs (Nm/rpm)	250/1,500–3,500	400/2,000–4,900	250/1,500–3,250	340/1,600–3,000 (360/1,600–2,750)
Air pollution regulation/Fuel	EU6AP/Petrol, RON 95	EU6AP/Petrol, RON 95	EU6AP/Diesel	EU6AP/Diesel
PERFORMANCE				
Maximum speed (km/h)	213 (212	250	200	215 (213)
Acceleration 0–100 km/h (s)	9.2 (9.3)	5.3	11.1	9.2
Fuel consumption (l/100 km) – urban	6.6–6.8 (6.7–6.8)	9.7	5.1–5.2	5.5–5.7 (4.9–5.0)
– extra-urban	4.4–4.6 (4.6–4.8)	5.9–6.1	3.6–3.8	3.6–3.8 (3.5–3.6)
– combined	5.2–5.4 (5.3–5.6)	7.3–7.4	4.1–4.3	4.3–4.5 (4.0–4.2)
CO ₂ emissions (g/km) – combined	120–125 (122–128)	167–169	109–113	114–118 (106–109)
Fuel consumption WLTP* (l/100 km)				
– low	–	–	–	–
– medium	–	–	–	–
– high	–	–	–	–
– extra high	–	–	–	–
– combined	–	–	–	–
CO ₂ emissions WLTP* g/km) – low	–	–	–	–
– medium	–	–	–	–
– high	–	–	–	–
– extra high	–	–	–	–
– combined	–	–	–	–
POWER TRANSMISSION				
Type	Front-wheel drive	4x4	Front-wheel drive	Front-wheel drive
Clutch	Hydraulic single dry clutch disc (Twin coaxial clutch, electro-hydraulically operated)	Twin coaxial clutch, electro-hydraulically operated	Twin coaxial clutch, electro-hydraulically operated	Hydraulic single dry clutch disc (Twin coaxial clutch, electro-hydraulically operated)
Transmission	Manual 6-speed (Automatic 7-speed DSG)	Automatic 7-speed DSG	Automatic 7-speed DSG	Manual 6-speed (Automatic 7-speed DSG)
WEIGHT				
Kerb weight – in standard version with a 75kg driver (kg)	1,482 (1,492)	1,670	1,574	1,577 (1,607)
Payload – incl. a driver and extra equipment (kg)	434–642 (504–712)	515–723	495–703	503–711 (492–700)
Total weight (kg)	2,049 (2,129)	2,318	2,202	2,213 (2,232)
Trailer load without brakes (max. kg)	740	750	750	750
Trailer load with brakes – 12% (max. kg)	1,600	2,200	1,500	2,000

FURTHER SPECIFICATIONS

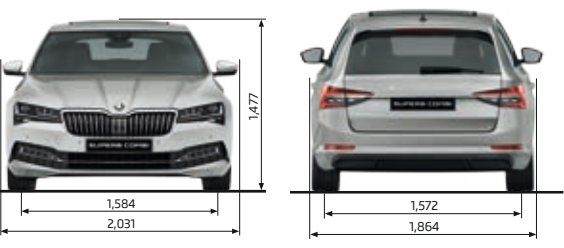
Body	5-seater, 5-door, 2-compartment	Exterior dimensions	
Drag coefficient C _w	0.301–0.314 according to engine version	Length/width/height (mm)	4,862/1,864/1,477
Turning circle diameter (m)	11.7	Wheel base (mm)	2,841
Chassis		Track front/rear	1,584/1,572; iV: 1,570
Front axle	McPherson suspension with lower triangular links and torsion stabiliser	Clearance (mm) – according to engine version	150; 147; 139; 136; iV: 138
Rear axle	Multi-element axle, with longitudinal and transverse links, with torsion stabiliser	Interior dimensions	
Braking system	Hydraulic dual-diagonal circuit braking system vacuum assisted with Dual Rate	Lateral room front/rear (mm)	1,507/1,519
– front/rear brakes	Disc brakes with inner cooling and with single-piston floating calliper/disc brakes	Effective head room front/rear (mm)	1,042/1,000
Steering	Direct rack-and-pinion steering with electro-mechanical power steering	Luggage storage space (max. l)	
Wheels	6.5J x 16"; 7.0J x 17"; iV: 17"	Without spare tyre, with rear seat backrests – upright/down	660/1,950; iV: 510/1,800
Tyres**	215/60 R16; 215/55 R17; iV: 215/55 R17	Tank capacity (l)	66; iV: 50 + 13 kWh (10.4 netto)

* Specifications measured according to the WLTP (World harmonized light-duty vehicles test procedure) will be provided by importers.

** The car can be equipped with a set of all-season tyres. For more information contact your authorised ŠKODA partner.

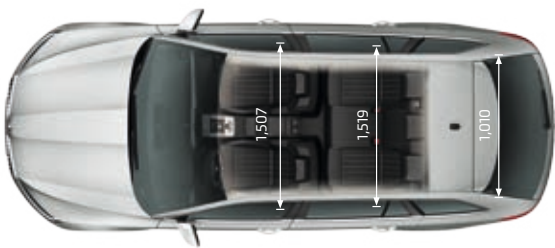
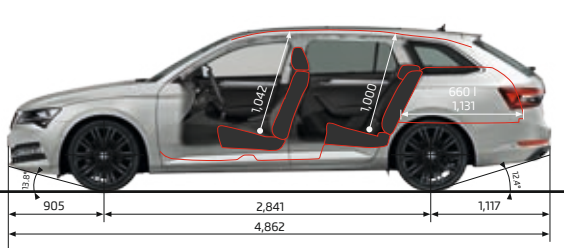
() Applies to versions with automatic transmission. Specifications may differ depending on the engine and chassis configuration.

2.0 TDI/147 kW	2.0 TDI/147 kW 4x4
Turbocharged diesel engine	Turbocharged diesel engine
4/1,968	4/1,968
147/3,600–4,100	147/3,600–4,100
400/1,750–3,500	400/1,750–3,500
EU6AP/Diesel	EU6AP/Diesel
234	229
7.9	7.3
6.0	6.3–6.4
3.9–4.0	4.3–4.4
4.6–4.7	5.0–5.1
122–124	132–135
–	–
–	–
–	–
–	–
–	–
–	–
–	–
–	–
–	–
Front-wheel drive	4x4
Twin coaxial clutch, electro-hydraulically operated	Twin coaxial clutch, electro-hydraulically operated
Automatic 7-speed DSG	Automatic 7-speed DSG
1,598	1,674
506–714	473–681
2,237	2,280
750	750
2,000	2,200



*** With the EU6AP emission standard, the compliant engine will be available from February 2021.

TECHNICAL SPECIFICATIONS SUPERB COMBI iV	1.4 TSI/EL/160 kW PHEV
ENGINE	Turbocharged petrol engine/electric engine
Cylinders/Cubic capacity (cc)	4/1,395
Max. performance/Revs (kW/rpm)	115/5,000-6,000, el. 85, Σ 160
Max. torque/Revs (Nm/rpm)	250/1,550-3,500, el. 330, Σ 400
Air pollution regulation/Fuel	EU6AM***/Petrol, RON min. 95
PERFORMANCE	
Maximum speed (km/h)	225
Acceleration 0–100 km/h (s)	7.8
Fuel consumption (l/100 km)	
– urban	0.00–0.00
– extra-urban	5.6–5.9
– combined	1.5–1.7
CO ₂ emissions (g/km) – combined	35–38
Pure electric range (NEFZ) – km	63–66
Electric energy consumption weighted (NEFZ) – Wh/km	145–154
Electric energy consumption (NEFZ) – kWh/100 km	14.5–15.4
Fuel consumption WLTP* (l/100 km)	
– combined (weighted)	–
CO ₂ emissions WLTP* (g/km)	
– combined (weighted)	–
Pure electric range; combined (WLTP*) – km	–
Electric energy consumption weighted; combined (WLTP*) – kWh/100 km	–
CHARGING	
AC 2.3 kW	100% SoC 5 h
AC 3.6 kW	100% SoC 3.33 h
POWER TRANSMISSION	
Type	Front-wheel drive
Clutch	Twin coaxial clutch, electro-hydraulically operated
Transmission	Automatic 6-speed DSG
WEIGHT	
Kerb weight – in standard version with 75 kg driver (kg)	1,752
Payload – incl. driver and extra equipment (kg)	409–583
Total weight (kg)	2,260
Trailer load without brakes (max. kg)	750
Trailer load with brakes – 12% (max. kg)	1,600



All diesel engines use Selective Catalytic Reduction. This system injects AdBlue® to reduce mono-nitrogen oxides (NO_x). The volume of the AdBlue® tank is 16 l and consumption depends on the driving style.

IMAGE DISCLAIMER

The images presented in this catalogue (brochure) are used for illustrative purposes only and are not intended to form part of any contract or warranty. They display pre-series cars and certain illustrations, features, parts and equipment may differ from the actual production cars and from country to country. To get the exact specification of features, parts and equipment, please get in touch with your nearest local ŠKODA dealer.



MY ŠKODA APP

Enjoy full control of your car. Download MY ŠKODA App and access all necessary features anytime, whether it's driving data, fuel range, planning a route or even where you last parked.

**IF YOU'VE ENJOYED READING ABOUT IT
— IMAGINE DRIVING IT**

CALL US TO ARRANGE A TEST DRIVE

Your ŠKODA partner:

11/2020